

WELCOME TO SEMBAWANG PRIMARY SCHOOL



**P's Address & Briefing for P1 Parents
2 January 2024**




School Leadership Team



Mr Ng Aik Boon
Principal



Mr Zafilin Bin
Abdul Hamid
Vice-Principal



Mr Shawn Tan
Vice-Principal
(Admin)



Year Heads



Ms Ratna Dewi Magnus
Year Head



Mdm Nuremiliyana
Assistant Year Head



A Glimpse Into Curriculum

Purpose of Education

- Nurturing the Whole Child;
- Preparing for Citizenship & Work
- Preparing pupils to thrive in a fast-changing and globalised world



Desired Outcomes

SELF-DIRECTED LEARNER

CONFIDENT PERSON

ACTIVE CONTRIBUTOR

CONCERNED CITIZEN

Overview of Holistic Education @SBPS

Moral

Character & Citizenship Education,
Form Teacher Guidance Period,
Programme for Active learning

Aesthetics

Art & Craft,
Music
Programme for Active Learning

Holistic Education

Cognitive

English Language ,
Mathematics,
Science
Mother Tongue Language,

Social

Social Studies
Health Education

Physical

Physical Education
Sports and Outdoor Education



Why We Do What We Do

School Philosophy

We believe in providing a holistic education to help every child discover the joy of learning in a safe and caring environment.

School Vision

Innovative Learners, Rooted in Values

School Mission

Nurturing Innovators in a Vibrant Community

School Values

Relational Values: Care, Gratitude & Integrity

Functional Values: Curiosity, Excellence and Resilience






Student Outcomes

Reflective Contributor has a **growth mindset** towards learning and displays the values of **curiosity**, **excellence** and **resilience**.

Compassionate Leader is able to **lead self and others** by contributing to the community and displaying the values of **care**, **gratitude** and **integrity**.





Measures of Student Outcomes

Student Outcomes	Value	No	Statements
Compassionate Leader	Care	1	I use kind words.
		2	I speak politely and respectfully to others.
	Gratitude	3	I thank my teachers and friends.
		4	I am kind to others who have helped me.
	Integrity	5	I tell the truth.
		6	I speak up when needed.
Reflective Learner	Curiosity	7	I participate during lessons and activities.
		8	I clarify when in doubt.
	Excellence	9	I stay focused on my task.
		10	I choose to do my best even when no one is watching.
	Resilience	11	I reflect on my actions.
		12	I stay calm when I face challenges.



A Glimpse Into P1 Curriculum

Subjects taught at P1


- ✓ English Language
- ✓ Mathematics
- ✓ Mother Tongue Languages
Chinese, Malay, Tamil, NTIL
- ✓ Character & Citizenship Education (CCE)
- ✓ Form Teacher Guidance Period (FTGP)
- ✓ Programme for Active Learning (PAL)
- ✓ Social Studies
- ✓ Physical Education
- ✓ Health Education
- ✓ Art & Craft
- ✓ Music



A Glimpse Into P1 Curriculum

Character and Citizenship Lessons

- Being taught in the Mother Tongue Languages
- Focus on teaching of **values, knowledge and skills**
- Resilience, Responsibility, Respect, Integrity, Care and Harmony




“Family Time’ in CCE provides suggested activities for families to bond and a meaningful platform for you to inculcate and reinforce values in your child



A Glimpse Into P1 Curriculum

Form Teacher Guidance Period lessons

- Being taught by FT and Co-FT
- Focus on teaching of SEL competencies (social and emotional competencies):
 - ✓ Self Awareness
 - ✓ Self Management
 - ✓ Social Awareness
 - ✓ Relationship Management
 - ✓ Responsible Decision Making



A Glimpse Into P1 Curriculum

Programme for Active Learning (PAL)

- Provide pupils with **broad exposure** and **experiences** through fun and varied activities in the following 4 domains:

- ✓ Sports and Games
- ✓ Outdoor Education
- ✓ Performing Arts
- ✓ Visual Arts



A Glimpse Into P1 Curriculum

Programme for Active Learning (PAL)

- Facilitates **all-rounded development** of pupils
- Gives pupils varied avenues to **develop creativity, values and social and emotional competencies**



A Glimpse Into P1 Curriculum

Programme for Active Learning (PAL)

Learning Objectives

- ✓ Demonstrate a lively curiosity
- ✓ Find joy in the people and things around them
- ✓ Work in respectful manner with others



A Glimpse Into P1 Curriculum

Social Studies

Discovering Self and Immediate Environment



Physical Education & Health Education

Sports & Games, Outdoor Education
Gymnastics, Dance



Music , Art & Craft

Listening, Creating and Performing
Basic Art techniques



Supporting your child's transition in Primary 1



**Build a caring home environment to nurture
the social and emotional skills of your child
using S.A.F.E. tips**



S.A.F.E Tips

SUPPORT

- ✓ Commit some time every weekend to play games and have fun together.
- ✓ Visit places or take part in events that you enjoy as a family.
- ✓ Encourage your child to make new friends.
- ✓ Try out FTGP Family Time activities.



S.A.F.E Tips

AFFIRM

- ✓ Encourage your child when he/she makes observations
e.g. Say “That’s interesting!” and ask why he/she said that
- ✓ Recognise small successes
e.g. Say “You’ve made another new friend in class,
well done!”



S.A.F.E Tips

FAMILIARISE

- ✓ Find out school events, activities, schedules.
- ✓ Do practical things to ease your child into new routines.
e.g. Plan daily routines together, teach your child new habits like packing his/her bag.



S.A.F.E Tips

EMPATHISE

- ✓ Teach your child words that describe feelings
- ✓ Acknowledge your child's emotions
e.g. "It's okay to feel anxious about starting school."
- ✓ Understand your child's needs
e.g. Start bedtime early. Children need sufficient sleep and rest.



Spend time chatting using T.A.D.

✓ TALK

Talk about fond memories of your own school days.

✓ ASK

Ask about his/ her thoughts and feelings about school.

✓ DISCUSS

Discuss together what can be done if he/she has worries about school.

*Listen without interrupting

*Nod your head and ask questions to show interest and affirmation



P1 Orientation Programme for the Day (2h)

Group A: Parents of 1 Care, 1 Empathy, 1 Gratitude, 1 Integrity

Group B : Parents of 1 Resilience, 1 Respect, 1 Responsibility

Activity (45 min each)

- ✓ **Bonding @ Recess**
- ✓ **Briefing**



Schedule of Activities

Group 1

(P1 Care, Empathy, Gratitude & Integrity)

- ✓ Bonding @ Recess (9 – 9.45 a.m.)
- ✓ Briefing at MPH (10.00 -10.45 a.m.)



Schedule of Activities

Group 2

(P1 Resilience, Respect & Responsibility)

- ✓ Briefing (9.00 -9.45 a.m.)
- ✓ Bonding @ Recess (10.00 – 10.45 a.m.)



Bonding @Recess

Points to note

- Teachers will lead parents to canteen.
- Parents will be ushered to designated seating area.
- Students will join parents.
- Select preferred stall and queue in front of stall to purchase food.
- Food to be consumed at designated seating areas.
- Remain in canteen throughout recess.
- Restrooms are at the back of canteen.
- Be ready to report to teacher on duty for next activity.




Canteen Seating Arrangement

Recess Group A
9.00-9.45

Side Gate 2

← From Concourse /General Office



Washing Hands Basin

Boys' Toilet

Girls' Toilet

Washing Hands Basin



P1 & P2 classes entering canteen from learning block

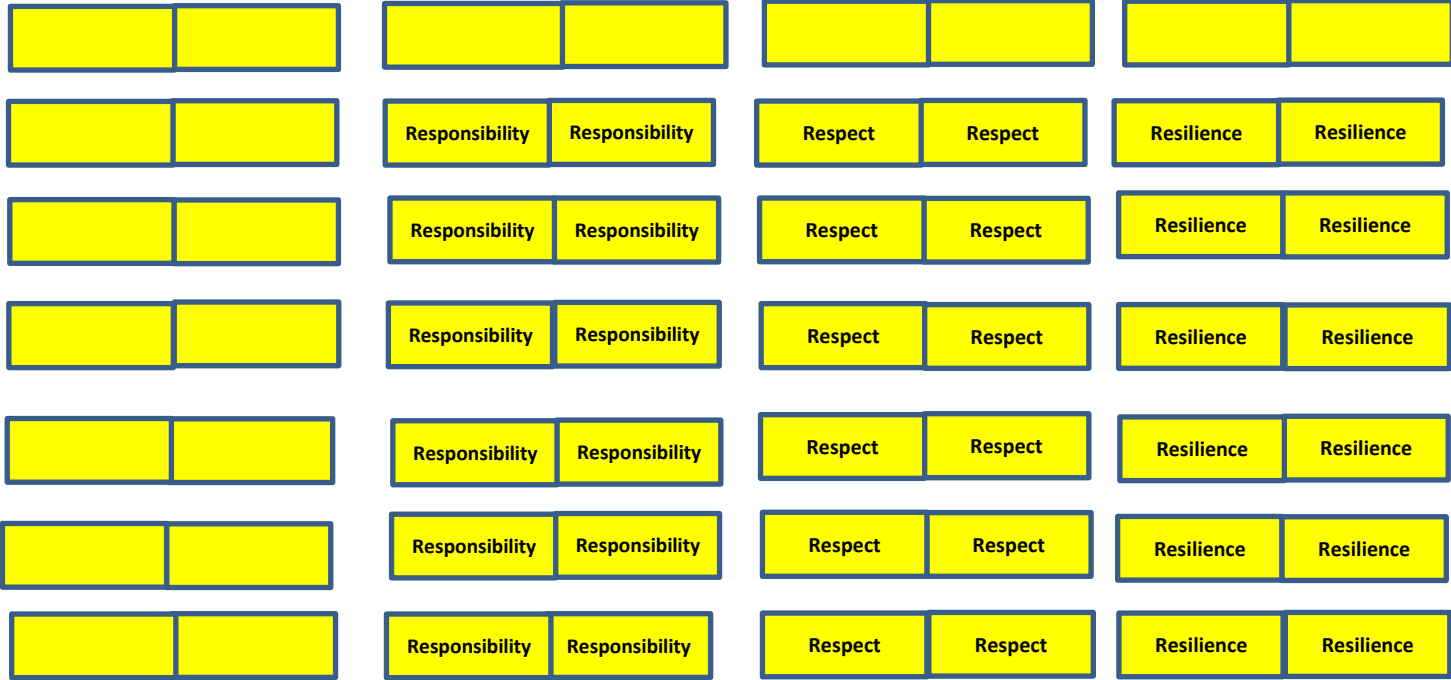


Side Gate 2

Canteen Seating Arrangement

Recess Group 2
10.00-10.45

← From Concourse/ General Office



Washing Hands Basin



Washing Hands Basin







P1 & P2 classes entering canteen from learning block



Food Stalls

Queue
to buy
food



Seating area

Sink

Toilets

Sink



Food Stalls

- Stall 1

Hot drinks, milo, milk sandwiches, steamed buns

- Stall 2 (Halal)

Rice and dishes

- Stall 3 (Halal)

Noodles

- Stall 4

Western Food



Food Stalls

- Stall 5
Rice and dishes
- Stall 6 (Vegetarian)
Noodles
- Stall 7
Drinks, Fruits, Bean curd



Parents' Briefing by KPs & PSG

- Teachers will lead parents to MPH.
- Session anchored by Key Personnel and PSG members.
- Opportunity to interact / seek clarification where necessary.

*Approach teachers on duty for any clarification.

*The programme for the day will end about 10.45 am.

Parents to leave school premises at the end of programme and return at 1.00 pm to fetch your child at the dismissal point of choice.



Points to note:

Completion of Admin Forms

Please proceed to the foyer for submission of completed forms to complete registration process

Parent Gateway

Please proceed to the General Office for support

Tote Bag

Can be used as lunch bag for students. Please label child's name.



